


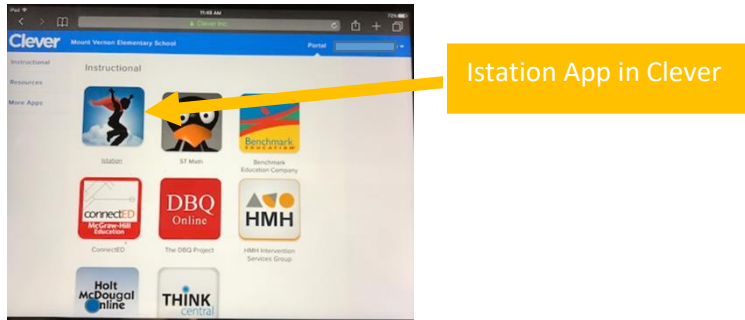
## Logging into Istation from an iPad (School provided iPad at Home or School)

These directions come after you have already installed the Istation app on the iPad and put it under the correct domain for your school.

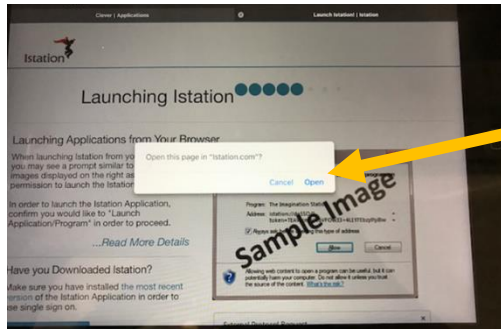
Step 1: Click on the Clever icon located on your student iPad → 

Step 2: Click on the Log In With Active Directory button. Enter your Pinellas County Schools username and password – the same ones you use to log into Focus.

If you have logged in successfully, the screen below will show.



Step 3: Click on the Istation App (see image above) and click **Open** on the pop-up window (see image).



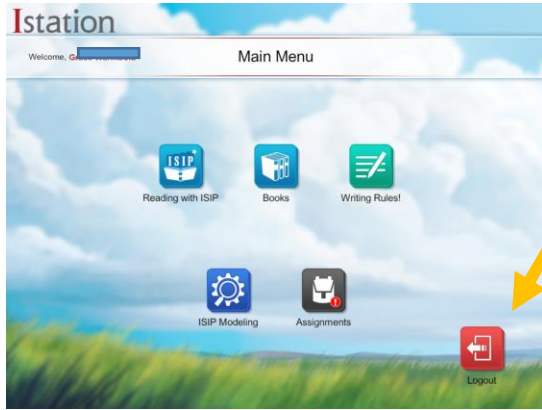
Step 4: It may take a few seconds, but this action will trigger the Istation app to open up and log the student into Istation.



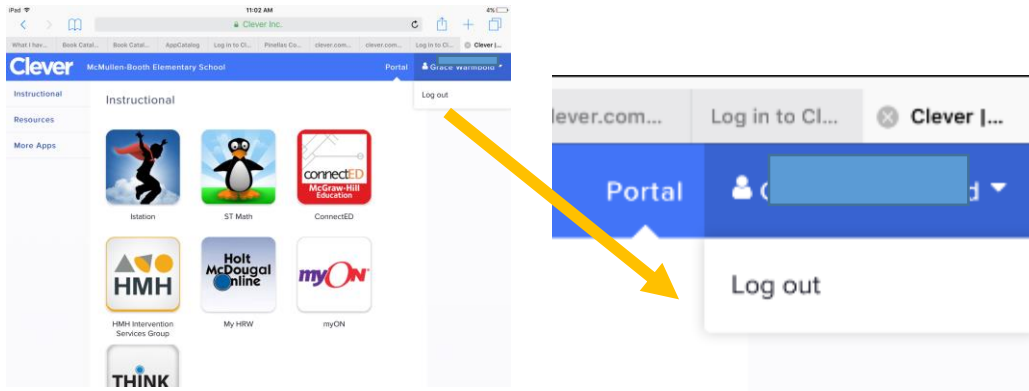
**If you are sharing the iPad with multiple students, it is very important that you log out of both Safari and Istation before the next student tries to use the program.**

### Logging out of Istation

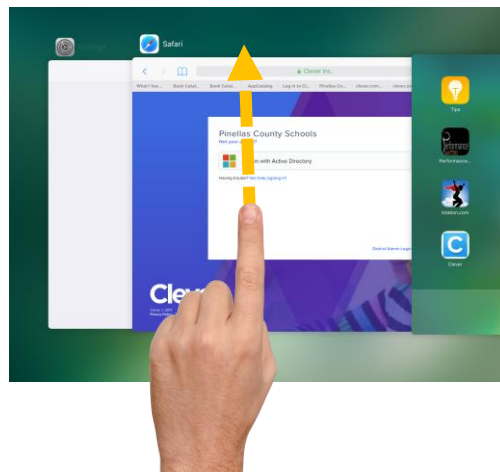

**Step 1:** Click on the Red Logout icon on the bottom of the screen.



**Step 2:** Open the Safari app again, tap on student name and tap on the Log out link.



**Step 3:** Close the Safari browser by double-clicking on the home button & swiping the Safari app closed with your finger.



## Logging into Istation from an iPad (Home)


These directions come after you have already installed the Istation app on the iPad and put it under the correct domain for your school.

Step 1: Open Safari and go to <http://www.pcsb.org>

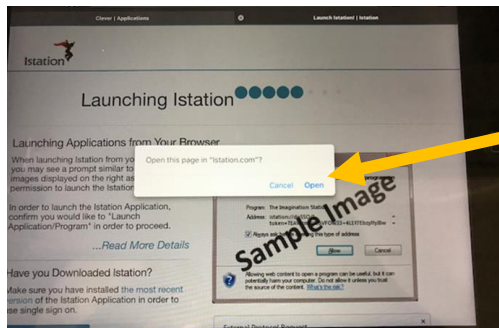
\*Step 2: Click on the Student tab then the CLEVER link under Site Shortcuts on the left side of the page.

Step 3: Click on the Log In With Active Directory button. Enter your Pinellas County Schools username and password – the same ones you use to log into Focus.

If you have logged in successfully, the screen below will show.



Step 4: Click on the Istation App (see image above) and click **Open** on the pop-up window (see image).



Step 5: It may take a few seconds, but this action will trigger the Istation app to open up and log the student into Istation.



\*We recommend that you either bookmark or Add to Home Screen the Log in with Active Directory page so you don't have to navigate to it each time. If you have more than one student at home, make sure to log off using the directions in the PDF as well.